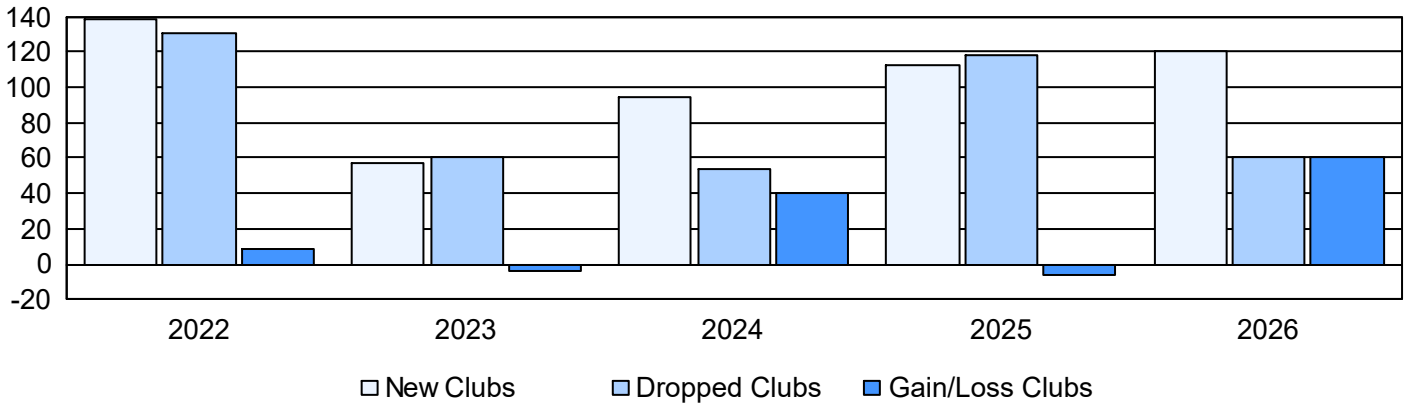
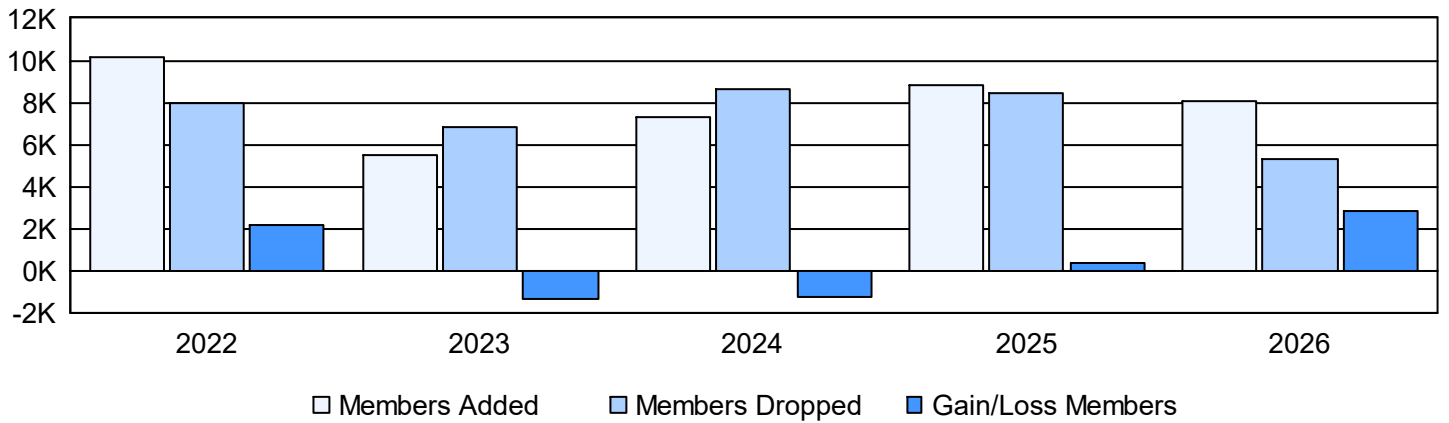


Year	New Clubs	Dropped Clubs	Gain/ Loss Clubs	New Members	Charter Members	Reinstate Members	Transfer Members	Total Member Added	Total Members Dropped	Gain/ Loss Members
2021-2022	139	131	8	5,415	3,739	740	233	10,127	7,976	2,151
2022-2023	57	61	-4	3,015	1,804	441	214	5,474	6,828	-1,354
2023-2024	94	54	40	3,638	2,478	878	330	7,324	8,595	-1,271
2024-2025	112	118	-6	4,215	2,664	1,423	489	8,791	8,424	367
2025-2026	120	60	60	4,259	2,723	727	378	8,087	5,299	2,788
Average	104	85	20	4,108	2,682	842	329	7,961	7,424	536

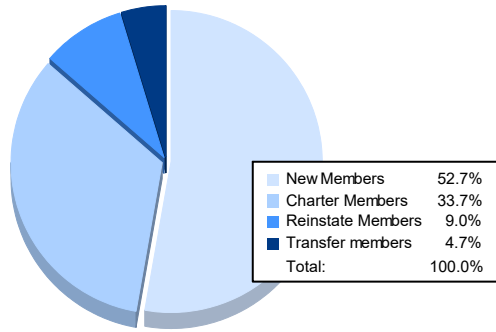
Clubs



Members



Membership Composition May 2026 Cumulative



Gender Composition May 2026 Cumulative

